



SENSORY GUIDE™



SANTA FE, NEW MEXICO

TABLE OF CONTENTS

PRE-VISIT INFO	3
YOUR EXPERIENCE	4
FRONT OF HOUSE	5
FLOAT CAFÉ	6
THE HOUSE	7
PORTALS BERMUDA	8
GLOWQUARIUM	9
THE FOREST	10
FANCY TOWN	11
THE CAVES	12
ART CITY	13
BEAM SPACE	14



PRE-VISIT INFO

Here are some pre-visit tips for planning and what to expect when you arrive.

Meow Wolf is a sensory experience with the possibility of crowds, dark space, loud noises, lights, projections, and waiting in line. Specialty lighting and other visual effects are used extensively throughout the exhibition. Lighting effects include strobe lights, other pulsating lighting effects, dance club lighting, chaser lights, and more. Planning ahead and contacting us with any concerns will make sure you have a safe and enjoyable experience with us.

Ticketing

We highly recommend you pre-purchase your tickets online in advance for the day and time you plan on visiting as entry is by reserved timeslot. Tickets may be purchased on-site at our on-site ticket window, but immediate entry may not be available depending on availability. Reserve your preferred date and time at meowwolf.com/visit. For a step by step guide on how to purchase your ticket(s) online, go onto faq.meowwolf.com/i-want-to-visit-what-do-i-do.

Meow Wolf is an all ages immersive art adventure.

There are multiple exhibits across the nation. **Meow Wolf's House of Eternal Return, is located in Santa Fe, New Mexico.**

ATTENTION:

Specialty lighting, haze and other visual effects are used extensively throughout the exhibit.

Lighting effects include strobe lights, other pulsating lighting effects, dance club lighting, chaser lights and more.



YOUR EXPERIENCE

Arrive at Meow Wolf Santa Fe via rideshare, walk, or drive and park in our parking lot with 8 designated accessible spaces (with valid parking permit) onsite. No matter how you arrive, we look forward to you visiting.

Proceed to the Main Entrance at **1352 Rufina Circle, Santa Fe, NM, 87507**.

- Have your tickets available on your smartphone, sent via email, printed, or purchase a ticket at our box office.
- Enter one of two queues, depending on your designated time slot and the current time. If you arrive in your current time slot, you will proceed directly to the security queue. If you arrive early, you may be asked to enter a queue to wait for your time slot.
- Empty any liquids in the receptacle, drinking fountains are located directly inside the doors, and one near the restrooms. Clearly marked medicine is allowed. If there are other liquids that you must have with you, please contact a staff member prior to entering.
- Proceed through the security screening area (see below for more information).
- Scan your ticket.
- Visit the Visitor Services desk to ask for any additional information or questions, pick up additions, or check-out sensory items.
- Explore House of Eternal Return.
- Grab some snacks or drinks at the Float Cafe.
- Shop unique Meow Wolf Merchandise in the Gift Shop.
- Have a safe journey home.

Screening Area

Before entering our exhibition, we require that all guests with any outside liquids and/or food dispose of these items before security. If someone in your party requires an exception for medical reasons, please let a staff member know prior to entering the queue. Additionally, please see any staff member prior to entering if you need to utilize your stroller as a wheelchair as strollers are not allowed in the exhibition.

Once at the security checkpoint, all guests will be required to pass through a metal detector and have their bags checked in compliance with Meow Wolf Code of Conduct and Allowable items. At the checkpoint, security staff members will check all jackets, bags, purses, and other personal items. If you cannot pass through a metal detector due to metal in your body or another accommodation, please tell our security staff and they can assist.

After security, you will proceed through the main doors where your tickets will be scanned.

Lost Parents or Children

If during your visit you become separated from your party, please contact any staff member for assistance.

We recommend you take a photo before arriving at Meow Wolf of your family members who may get lost or wander off. This will allow our team to know what they are wearing and look like that day to help quickly find them.

FRONT OF HOUSE

Santa Fe, NM ISD# 9480











SUMMARY

The Lobby and Front of House welcome guests with murals, sculptures and a handmade reception desk. Step into a bustling space awash in background music and echoing sounds and a tapestry of bright colors, bold patterns, neon lights, and multiple digital screens.



SENSORY LEVEL & PARTICIPANT GUIDELINES:

1 = LOW SENSORY STIMULATION, 10 = HIGH SENSORY STIMULATION

 TOUCH 	 TASTE 	 SOUND 	 SIGHT 	 SMELL 
<ul style="list-style-type: none"> • Guests can explore this area which includes a giftshop • Low impact on this sense 	<ul style="list-style-type: none"> • Low impact on this sense 	<ul style="list-style-type: none"> • Background music • Sounds echo in this area • Can be crowded • Sounds from other guests • Potential for close proximity/shared space for other visitors 	<ul style="list-style-type: none"> • Bright colors and multiple bold patterns • Colored and neon lighting, indoor setting • Partially dim lighting • Multiple digital screens 	<ul style="list-style-type: none"> • Potential scent of food in this area • Low impact on this sense

FLOAT CAFÉ

Santa Fe, NM | ISD# 9478











SUMMARY

Find us in the multiverse at Float where we craft inspired spirits, coffees, teas & cocoas from everything that exists! Immerse yourself in an area rich with multiple sound sources that may echo, while possibly sharing the space closely with other guests. Your senses will be further engaged by vivid colors and bold patterns, an overhead medley of colored lighting, and the aroma of food.



SENSORY LEVEL & PARTICIPANT GUIDELINES:

1 = LOW SENSORY STIMULATION, 10 = HIGH SENSORY STIMULATION

 TOUCH 	 TASTE 	 SOUND 	 SIGHT 	 SMELL 
<ul style="list-style-type: none"> • Visitors can explore the area or sit and eat • Low impact on this sense 	<ul style="list-style-type: none"> • Visitors can eat a meal/snack in this area 	<ul style="list-style-type: none"> • Two or more sound sources • Sounds can echo in this area • Potential for close proximity/shared space with other visitors 	<ul style="list-style-type: none"> • Bright colors and multiple bold patterns • Overhead colored lighting, indoor setting • Partially dim lighting 	<ul style="list-style-type: none"> • Strong smell of food in this area

THE HOUSE

Santa Fe, NM ISD# 9482











SUMMARY

Enter the Selig mystery house to explore a family's time-bending realm, filled with interactive elements and ambient sounds. Discover secret passages in everyday objects that lead to unexplainable worlds.



SENSORY LEVEL & PARTICIPANT GUIDELINES:

1 = LOW SENSORY STIMULATION, 10 = HIGH SENSORY STIMULATION

 TOUCH  5	 TASTE  1	 SOUND  7	 SIGHT  7	 SMELL  2
<ul style="list-style-type: none"> • Explore at your own pace • Some tight spaces • Guests can touch many parts of the exhibit 	<ul style="list-style-type: none"> • Low impact on this sense 	<ul style="list-style-type: none"> • Unexpected sounds • Sounds echo in this area • Can be crowded • Sounds from other guests • Potential for close proximity/shared space with other visitors 	<ul style="list-style-type: none"> • Transitions between dark and bright lights • Some confined spaces • Indoor lighting and additional colored lights • Partially dim lighting • Digital screens 	<ul style="list-style-type: none"> • Slight scent of building materials • Low impact on this sense

PORTALS BERMUDA

Santa Fe, NM ISD# 9483











SUMMARY

Portals Bermuda is the premier interdimensional resort guided by Alva, an advanced AI hospitality bot. Navigate a sonic landscape filled with surprising and echoing sounds, complemented by rapid light shifts and vibrant, flashing colors, all brought to life by immersive 3D visuals.



SENSORY LEVEL & PARTICIPANT GUIDELINES:

1 = LOW SENSORY STIMULATION, 10 = HIGH SENSORY STIMULATION

 TOUCH 	 TASTE 	 SOUND 	 SIGHT 	 SMELL 
<ul style="list-style-type: none"> • Explore at your own pace • Multiple textures 	<ul style="list-style-type: none"> • Low impact on this sense 	<ul style="list-style-type: none"> • Loud/unexpected sounds • Sounds echo in this area • Sounds from nearby areas and other guests • Potential for close proximity/shared space with other visitors 	<ul style="list-style-type: none"> • Multiple transitions between dark and light • Colored lights and flashing lights • Indoor lighting both bright and dim with some colored lighting • Contains 3D images 	<ul style="list-style-type: none"> • Slight scent of building materials • Low impact on this sense

GLOWQUARIUM

Santa Fe, NM ISD# 9481











SUMMARY

A glowing forest of black light coral under luminous fish. An echo of the family fish tank. Navigate a lively underwater-themed area with changing lights and vivid scenery, where moments of quiet coexist with layered sounds and the possibility of close interactions.



SENSORY LEVEL & PARTICIPANT GUIDELINES:

1 = LOW SENSORY STIMULATION, 10 = HIGH SENSORY STIMULATION

 TOUCH 	 TASTE 	 SOUND 	 SIGHT 	 SMELL 
<ul style="list-style-type: none"> • Explore at your own pace • Can be crowded in this confined area • Some tactile exploration 	<ul style="list-style-type: none"> • Low impact on this sense 	<ul style="list-style-type: none"> • Potential to be quieter than other anchor spaces • Two or more sources of sound • Potential for close proximity/shared space with other visitors 	<ul style="list-style-type: none"> • Multiple transitions between dark and light • Neon lights and flashing lights • Indoor lighting both bright and dim with some colored lighting • Rushing scenery/3D images may cause dizziness 	<ul style="list-style-type: none"> • Slight scent of building materials • Low impact on this sense

THE FOREST

Santa Fe, NM ISD# 9479



SUMMARY

This supernatural Forest is home to strange woodland creatures, trees with musical mushrooms, winding canopy walkways and homes nestled high in the branches of elder trees. Anticipate close encounters, quick lighting shifts, optional climbing activities, various textures, and a splash of colors that keep the senses fully engaged.



SENSORY LEVEL & PARTICIPANT GUIDELINES:

1 = LOW SENSORY STIMULATION, 10 = HIGH SENSORY STIMULATION

 TOUCH 	 TASTE 	 SOUND 	 SIGHT 	 SMELL 
<ul style="list-style-type: none"> • Climbing options available • Multiple tactile experiences • Explore at your own pace 	<ul style="list-style-type: none"> • Low impact on this sense 	<ul style="list-style-type: none"> • Unexpected sounds • Can be crowded • Sounds from other guests • Potential for close proximity/shared space with other visitors 	<ul style="list-style-type: none"> • Strobe light and flashing lights • Transitions between dark and light • Indoor lighting both bright and dim with some colored lighting • Bright colors 	<ul style="list-style-type: none"> • Strong scent in Pip and Pop room • Slight scent of building materials

FANCY TOWN

Santa Fe, NM ISD# 9477











SUMMARY

Fancy Town is a special community inhabited by people who wander the multiverse. At special events, this area transforms into a concert venue, featuring dynamic lighting and immersive visuals all punctuated by surround sound and vibrant, flashing lights.



SENSORY LEVEL & PARTICIPANT GUIDELINES:

1 = LOW SENSORY STIMULATION, 10 = HIGH SENSORY STIMULATION

 TOUCH 	 TASTE 	 SOUND 	 SIGHT 	 SMELL 
<ul style="list-style-type: none"> • Explore at your own pace • Some interactive touch screens • Multiple textures and tactile experiences 	<ul style="list-style-type: none"> • Low impact on this sense 	<ul style="list-style-type: none"> • Concerts are performed here • Surround sound • Loud/ unexpected/ echoing sounds • Can hear multiple sounds at the same time • Potential for close proximity/shared space with others 	<ul style="list-style-type: none"> • 3D effects, potential for dizziness • Multiple transitions between dark and light • Strobe light, spotlights, and flashing lights • Indoor lighting both bright and dim with some colored lighting 	<ul style="list-style-type: none"> • Slight scent of building materials • Low impact on this sense

THE CAVES

Santa Fe, NM ISD# 9476










SUMMARY

The Caves are a hand sculpted subterranean fantasy land with rock formations that sing when they are touched, dioramas secreted away within stony crags, a spacefaring sphere, and a percussive Mastodon. The area offers a bustling sensory experience with layered sounds, varying lighting, and 3D effects in shared spaces.



SENSORY LEVEL & PARTICIPANT GUIDELINES:

1 = LOW SENSORY STIMULATION, 10 = HIGH SENSORY STIMULATION

 TOUCH  5	 TASTE  1	 SOUND  7	 SIGHT  7	 SMELL  2
<ul style="list-style-type: none"> • Explore at your own pace • Multiple textures and tactile experiences 	<ul style="list-style-type: none"> • Low impact on this sense 	<ul style="list-style-type: none"> • Unexpected and echoing sounds • Can hear multiple sounds at the same time including background music • Can be a crowded area • Potential for close proximity/shared space with other visitors 	<ul style="list-style-type: none"> • 3D effects • Multiple transitions between dark and light • Indoor lighting both bright and dim with some colored lightning • Confined spaces 	<ul style="list-style-type: none"> • Slight scent of building materials • Low impact on this sense

ART CITY

Santa Fe, NM ISD# 9474











SUMMARY

The forest behind the House gives way to Art City, a metropolis of interconnected rooms and transcendent experiences directed by Meow Wolf artists and collaborators. The space can get busy and filled with noise from guests as well as various audio elements. Additionally, the lighting can shift frequently and features a multitude of colors.



SENSORY LEVEL & PARTICIPANT GUIDELINES:

1 = LOW SENSORY STIMULATION, 10 = HIGH SENSORY STIMULATION


 TOUCH  5	 TASTE  1	 SOUND  8	 SIGHT  8	 SMELL  2
<ul style="list-style-type: none"> • Explore at your own pace • Some interactive touch screens • Multiple textures and tactile experience 	<ul style="list-style-type: none"> • Low impact on this sense 	<ul style="list-style-type: none"> • Some unexpected and echoing sounds • Can hear multiple sounds at the same time including background music • Potential for close proximity/shared space with other visitors 	<ul style="list-style-type: none"> • Transitions between light and dark • Optical illusions • Neon and flashing lights • Indoor lighting both bright and dim with some colored lighting 	<ul style="list-style-type: none"> • Slight scent of building materials • Low impact on this sense

BEAM SPACE

Santa Fe, NM ISD# 9475







SUMMARY


The Beam Space places guests in the fog space between worlds where light beams cut paths through dense clouds, set to the music of a nearby laser harp. This multisensory room features motion-activated sounds and atmospheric elements like theatrical fog, shifting lights, and vivid effects.



SENSORY LEVEL & PARTICIPANT GUIDELINES:

1 = LOW SENSORY STIMULATION, 10 = HIGH SENSORY STIMULATION

 TOUCH 	 TASTE 	 SOUND 	 SIGHT 	 SMELL 
<ul style="list-style-type: none"> • Explore at your own pace • Some hands-on exploration • Interactive digital screens 	<ul style="list-style-type: none"> • Low impact on this sense 	<ul style="list-style-type: none"> • Unexpected sounds triggered by motion sensors • Soft music • Organ music plays unexpectedly • Potential for close proximity/shared space with other visitors 	<ul style="list-style-type: none"> • Theatrical fog • Strobe lights and red laser lights • Dark area • Transition from light to dark • 3D effects and bright colors 	<ul style="list-style-type: none"> • Slight scent of building materials • Low impact on this sense



MEOWWOLF
HOUSE OF
ETERNAL RETURN

1352 RUFINA CIRCLE
SANTA FE, NM 87507

[MEOWWOLF.COM/VISIT/SANTA-FE](https://meowwolf.com/visit/santa-fe)

Published January 2024